

FENIX®

care and maintenance guide



UMAGE

CLEANING GUIDELINES

Please follow the below cleaning instructions to ensure a long lifetime for your new FENIX® nanolaminate surface.

TAKING CARE OF FENIX

If you look at FENIX® through a microscope, you will see the structure that causes light to reflect at a variety of angles. This is what we recognize as a matt appearance. Taking care of FENIX® means taking care of its structure. In this document you will find some simple but important guidelines. Regularly cleaning your FENIX® surface in this way helps you to enjoy it for many years to come.

EVERYDAY CLEANING AND REMOVAL OF STAINS

Usually warm water is highly effective. As FENIX® is a strong material, you can also use any household cleaner, like all-purpose cleaners, disinfectants, degreasers or limescale removers. If needed, even acetone can be safely used (always follow the health and safety instructions on the bottle).

To avoid damaging the structure, don't scrub your FENIX® surface with abrasive cream, a scouring pad or a hard brush. In the long term, doing this might lead to a glossy spot on your matt surface. Instead, you can use a melamine sponge - also known as a magic sponge.

As a final step, always rinse with plenty of warm water and wipe dry with a clean cloth. The water removes dirt, residues from cleaning liquids and particles of a melamine sponge, that could otherwise stay behind in the structure. The clean cloth absorbs water and therefore avoids limescale residues that may cause a change in appearance.

DEEP CLEANING

If the surface has not been cleaned properly over time and you notice a change in appearance, you can follow the below procedure to deep clean FENIX® surface.

Step 1

- Spray a kitchen degreaser on the entire surface.
- Use a clean cloth and warm water to loosen any residues, applying gentle friction.
- Rinse with plenty of warm water and dry with a clean cloth.

Step 2

- Spray a limescale removing liquid on the entire surface.
- Use a clean cloth and warm water to loosen any residues, applying gentle friction.
- Rinse with plenty of warm water and dry with a clean cloth.

Step 3

- Use a melamine sponge, make circle shaped movements to reach deep into the structure.
- Rinse with plenty of warm water and dry with a clean cloth.

If there is a remaining stain, you can use acetone locally (always follow the health and safety instructions on the bottle). Also after this step, it is recommendable to rinse well and dry.

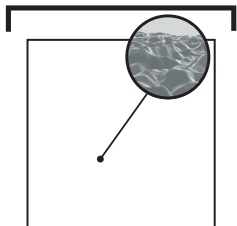


Find video about the basics of cleaning by using the QR code



Find video about deep cleaning by using the QR code

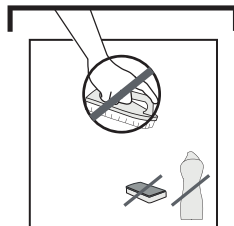
① Clean FENIX® means cleaning its structure




③ Rinse with warm water to loosen any residues



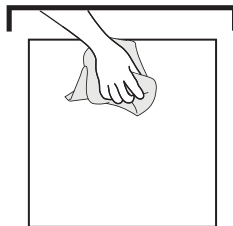
⑤ Do not use abrasive cream, a scouring pad or a hard brush



② Apply cleaning liquid



④ Dry with a clean cloth



Find more info on fenixforinteriors.info

WHO IS FENIX®

FENIX® are the innovative materials created for interior design by Arpa Industriale in 2013. FENIX® provides technical and aesthetic answers to interior design trends thanks to their distinctive technological features and timeless elegance. The FENIX® family is now an open system that includes both innovative materials and interior solutions.

Is it scratch proof?

- No, but minor scratches can be fixed with heat treatment from a hairdryer or similar device.

Heat resistant to what temp?

- No, it is not heat resistant.

Maintenance care

- Wet cloth with or without soap as you like, for daily cleaning.
- For repair the surface needs heat, like a hairdryer.

Created with proprietary technologies, the external surface of FENIX® is characterised by the use of next generation acrylic resins, hardened and fixed through an Electron Beam Curing process. This makes you experience unique features. At first glance, the surfaces strike for their super-matt appearance. By touching them, you feel how pleasantly soft they are, with the further surprise of leaving no fingerprints. Thermal healing of superficial micro-scratches is also possible.

- Low light reflectivity, extremely matt surface.
- Soft touch.
- Anti-fingerprint.
- Thermal healing of superficial micro-scratches.

FOLLOW US ON SOCIAL MEDIA



@umagedesign | #umagedesign | umage.com

